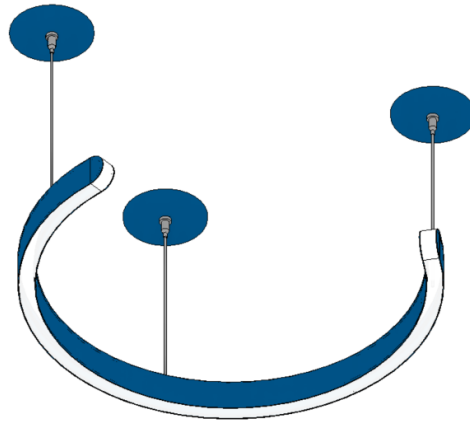


Revit Component Information Sheet

VELOP™ - SUSPENDED





Manufacturer :
File Name :
Family Category :
Software :
Host :

BETACALCO
Lighting-Pendant-Betacalco-Velop.rfa
Lighting Fixtures
Revit 2020
Face *

* Face based (as opposed to ceiling or wall based) components can be recognized in both architectural and engineering Revit project files

Pre-loaded Type** : VELP-SL02-AD120-DT1-LPF017-CR90-CTA40

Instance Parameters

Properties	
 Lighting-Pendant-Betacalco-Velop VELP-SL02-AD120-DT1-LPF017-CR90-CTA40	
Lighting Fixtures (1)  Edit Type	
Constraints	
Diameter	2' 0"
Arc Degree	240.00°
Suspension Height	1' 0"
Construction	
Direct	<input checked="" type="checkbox"/>
Direct/Indirect	<input type="checkbox"/>
IES<Lighting Fixtures>	Velp-Light Source : VELP-SLO...